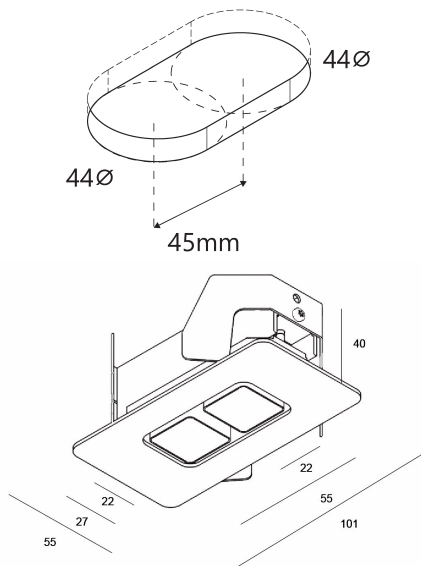


OFF-SET

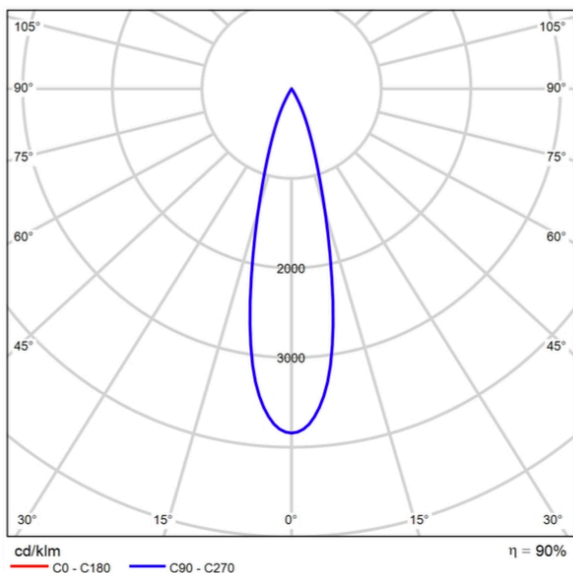
2x1 Square on long rounded



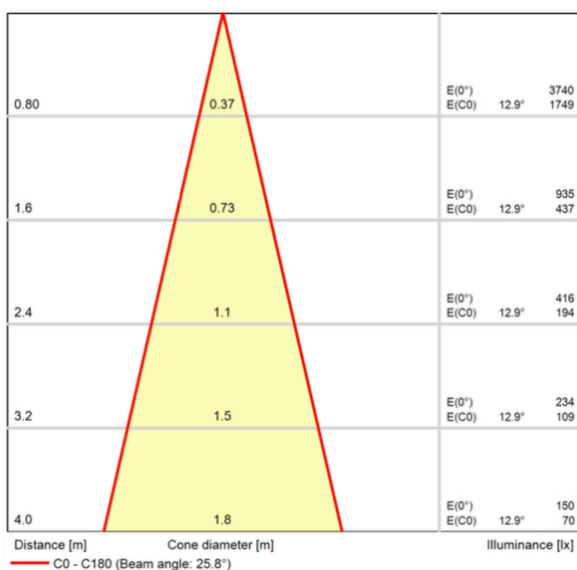
9P.2151



POLAR LDC



CONE DIAGRAM



DESCRIPTION

OFF-SET 2x1 recessed downlight round in aluminium housing and structure, containing 2 narrow beam TIR-lenses 15° and led sources

FIXTURE

housing finish BL black anodised

visor + base finish BL black anodised
GO gold anodised
GM gun metal anodised
BR bronze anodised

IP rating IP40

ELECTRICAL FEATURES

power E dimmable (driver included)

Current C7 constant current 700 mA
V2 constant voltage 24v

LIGHT SOURCE

LED quantity 2

Lamp power 6 W

Lamp flux 623 lm

Luminaire flux 561 lm

Efficiency %90

Luminous efficacy 93,3 lm/W

LED temperature 4 2400°K
7 2700°K
3 3000°K
5 3500°K

CRI 93

UGR ≤ 10

OPTICS

Beam angle 1 15°

PRODUCT CODES FOR ORDER INFORMATION

		model	beam angle	housing finish	visor/base finish	LED temperature	power	current
		215 OFF-SET 2x1 square in long rounded	1 15° beam	WH white RAL9010 powder coated BL black anodised GO gold anodised GM gun metal anodised SI matte silver anodised BR bronze anodised	BL black anodised GO gold anodised GM gun metal anodised BR bronze anodised	4 2400°K 7 2700°K 3 3000°K 5 3500°K	E dimmable (driver included)	C7 constant current 700 mA V2 constant voltage 24v
9	P

ADDITIONAL DOWNLOADS

[Installation Instructions](#)

[Photometric Files](#)
