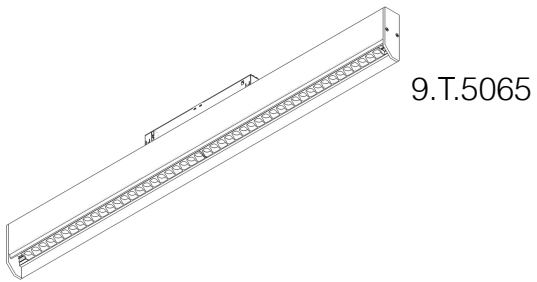
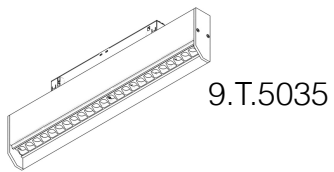


IN-SET  
LINES WW wallwasher



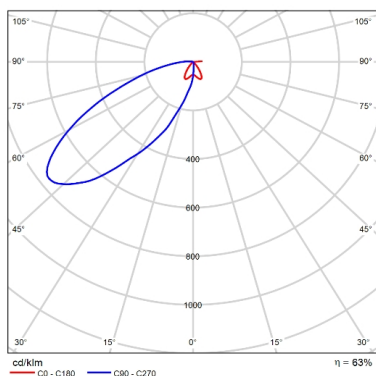
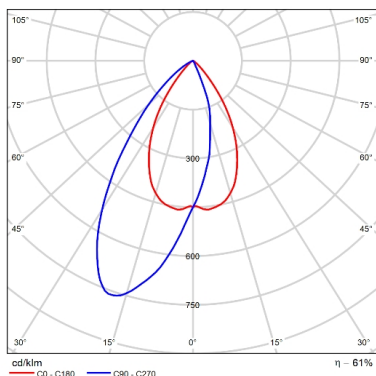
9.T.5065



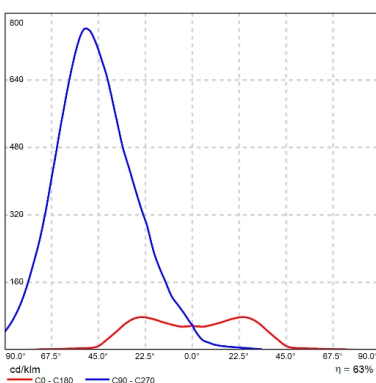
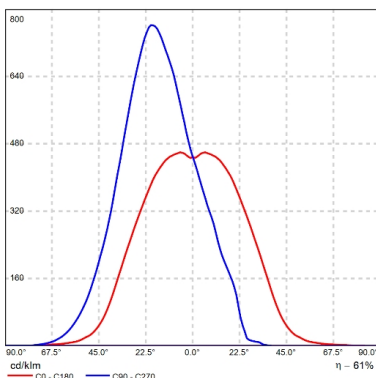
9.T.5035

**LINES WW wallwasher (beam angle position 1)**

**POLAR LDC**



**LINEAR LDC**



**DESCRIPTION**

IN-SET LINES WW wall washer with asymmetrical beam available in 59cm and 29cm length options.

**FIXTURE**

housing finish	BL black anodised
visor	
base finish	
IP rating	IP20

**ELECTRICAL FEATURES**

	9.T.5035	9.T.5065
Power	D DALI (DT6 driver included)	
Current	V4 constant voltage 48v	V4 constant voltage 48v

**LIGHT SOURCE Position 1 (data at 3000°K)**

LED Quantity	1 (29cm)	1 (59cm)
Power (700 mA)	7,69 W	15,37 W
Power (1000 mA)	11,16 W	22,32 W
Source Flux (700 mA)	786 lm	1572 lm
Source Flux (1000 mA)	1080 lm	2100 lm
Luminaire Flux (700 mA)	236,00 lm	488,97 lm
Luminaire Flux (1000 mA)	656,40 lm	1313,00 lm
Source Efficacy (700 mA)	102,28 lm/W	102,28 lm/W
Source Efficacy (1000 mA)	96,77 lm/W	94,09 lm/W
Luminaire Efficacy (700 mA)	31,81 lm/W	31,81 lm/W
Luminaire Efficacy (1000 mA)	58,82 lm/W	58,83 lm/W
Optical Efficiency (700 mA)	%30,03	%31,10
Optical Efficiency (1000 mA)	%60,78	%62,52

LED Temperature	7A 2700°K 3A 3000°K 8A 4000°K
-----------------	-------------------------------------

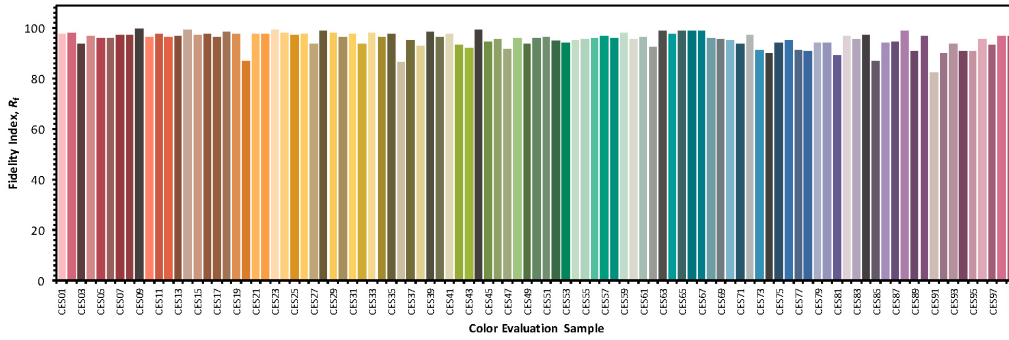
CRI	97
R09	92,7
UGR	not symmetric

**OPTICS**

Beam Angle	1 15 degree
------------	-------------

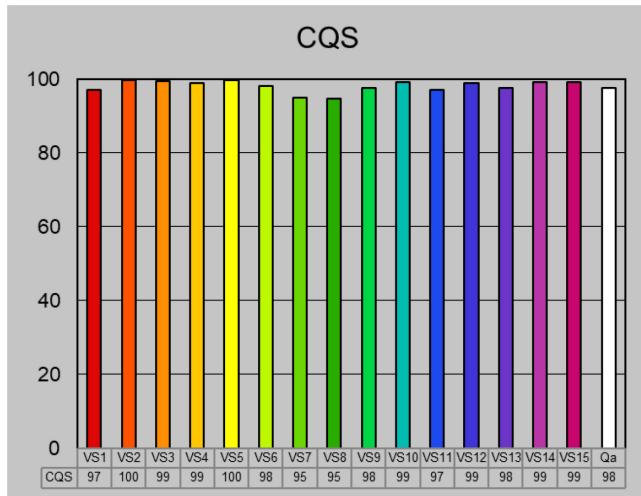
\*Black54 reserves the right of discontinuing or replacing products inside this database

COLOR FIDELITY BY SAMPLE



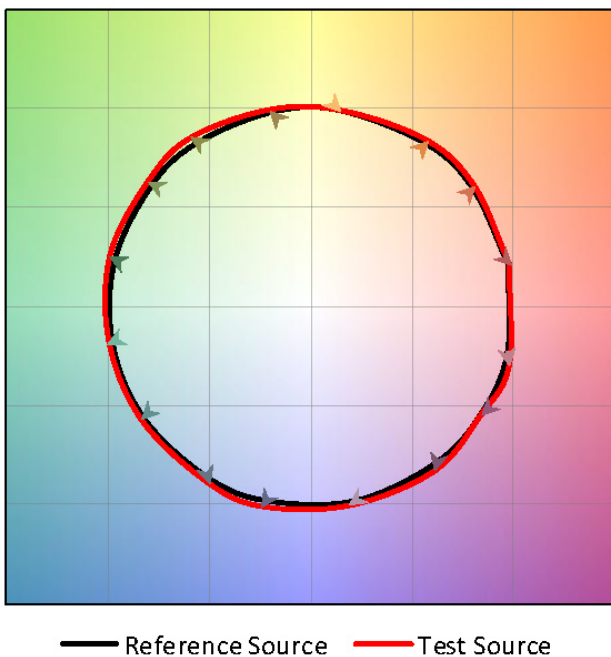
$u'$	0,2657
$v'$	0,5252
$x$	0,4607
$y$	0,4047
$\Delta uv$	-0,0022
<b>R9</b>	92,7

CQS

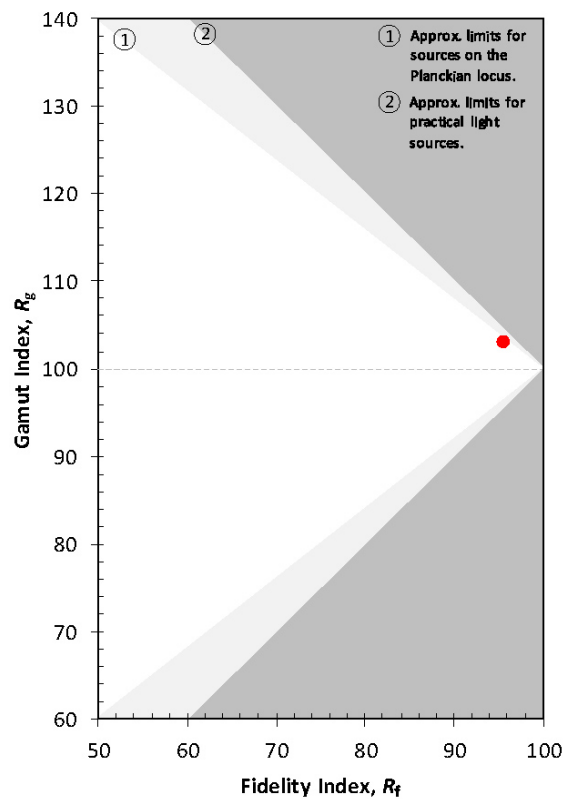


<b>Rg@3000K</b>	102
<b>Rf@3000K</b>	94

COLOR VECTOR GRAPHIC



FIDELITY INDEX

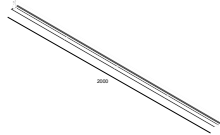
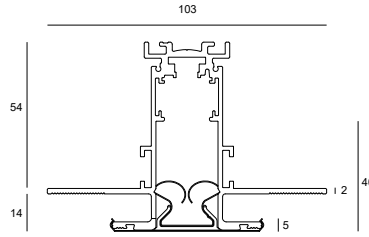
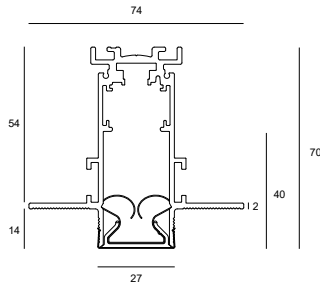


PRODUCT CODES FOR ORDER INFORMATION

		model	beam angle	housing finish	visor/base finish	LED temperature	power	current
		<b>506</b> IN-SET LINES N Recessed Strip 59 cm <b>503</b> IN-SET LINES N Recessed Strip 29 cm	<b>5</b> asymmetric beam	<b>BL</b> black anodised	-	<b>7A</b> 2700°K <b>3A</b> 3000°K <b>8A</b> 4000°K	<b>D</b> DALI (driver included)	<b>V4</b> constant voltage 48v
9	.	T	.	.	.	.	.	.

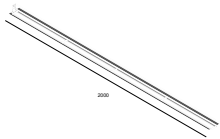
\*Black54 reserves the right of discontinuing or replacing products inside this database

IN-SET ACCESSORIES



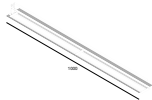
**7.T.2020.BL0**

recessed track for dry ceilings 2 meter ( 48V + dali )



**7.T.1020.BL0**

recessed track for gypsum ceilings 2 meter ( 48V + dali )



**7.T.1010.BL0**

recessed track for gypsum ceilings 1 meter ( 48V + dali )



**7.T.0100.BL0**

set of endocarps ( 2p)



**7.T.0110.BL0**

electrical feeder



**7.T.0120.BL0**

electrical coupler



**7.T.0130.BL0**

mechanical coupler (2p)



**7.T.0140.BL0**

hanging set for track (2p)



**7.T.9900**

cutting tool for shortening conductors

\*Black54 reserves the right of discontinuing or replacing products inside this database